

# Suction hose P



## Suction hose P











- ✓ Plastic hose with smooth interior and external copper wire. Used to connect droppers to main ductwork or where steel bends cannot be used.

Plastic hose with smooth interior and external copper wire. Used to connect droppers to main ductwork or where steel bends cannot be used.

# Suction hose P

Standard	Designed for ISO 21904 compliance
----------	-----------------------------------

## Models

	Item no	Max vacuum (kPa)	Diameter (mm)	length (m)	Weight
	40130901 <sup>[1]</sup>	50	63	1	
	40130902 <sup>[1]</sup>	50	63	10	
	40130903 <sup>[1]</sup>	50	63	50	
	40130911 <sup>[1]</sup>	50	51	10	
	40130912 <sup>[1]</sup>	50	51	50	
	40130921 <sup>[1]</sup>	50	76	1	
	40130931 <sup>[1]</sup>	50	102	10	1
	40130932 <sup>[1]</sup>	50	102	30	
	40130933 <sup>[1]</sup>	50	38	10	
	40130934 <sup>[1]</sup>	50	76	10	

<sup>[1]</sup> Temp. - -25 to + 50 deg. C., Max vacuum - 50 kPa.